

**TD**  
**Summer**  
**Reading**  
**Club**  
**2026**

**Pre-Readers**



# Welcome to the

## 2026 TD Summer Reading Club

### Hello, Grownups!

It's never too early to start reading with your little one. **Play, talk, sing, write** and **read** with your child every day to build language skills and help them become a reader.

Use activities in this notebook and online to help your child dive into reading this summer!

The TD Summer Reading Club gratefully acknowledges that this information is adapted from the American Library Association's Every Child Ready to Read® program.



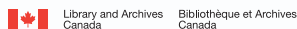
Downloadable versions of this notebook are available in e-text, OpenDyslexic font, audio and braille. Need more info? Ask library staff, scan the QR code or check out [tdsummerreadingclub.ca/about-the-club/accessibility](https://tdsummerreadingclub.ca/about-the-club/accessibility)

The TD Summer Reading Club is a national, bilingual program co-created and delivered by over 2,200 public libraries across Canada.

Developed by



In partnership with



Title sponsor



Artwork by Andrew Kolb

# Dive into a world of fun online!



This notebook belongs to: 

My online username is:  
\_\_\_\_\_

Stick or write your web access code here:  
\_\_\_\_\_

**Tip:** choose a username that does not include any kind of real name! Need some ideas? Create a combination of some of the words below!


anemone sandy wavy shimmer axolotl  
jellyfish squishy eel electric spike  
crab squid surfer dolphin aqua swirl  
splash dazzling bloop kelp narwhal  
star sparkle rainbow iridescent infinite  
captain coral

### Hey, grownups—the Club isn't just for kids!

You can create an account for yourself too! A linked parent account allows some access to your child's account, especially in the case of a lost password. Scan the QR code to learn more about parent/caregiver accounts.



Spot these images throughout the notebook!




# Ways to Raise a Reader



## PLAY

Pre-readers learn about the world through play, which helps in understanding stories

Play “Red Light, Green Light” next time you’re with your child. Call out, “Green light–GO!” when facing away from them to tell them to move toward you. Then say, “Red light–STOP!” to stop them as you turn to face them. Alternate between the two commands until you offer your child a big hug! This is a fun way to practise listening and respecting personal space.



## SING

Singing together increases awareness of the sounds of words


Sea shanties were work songs often sung by sailors. Make your own shanty by singing or signing the steps of a routine. Be repetitive–this helps establish sounds and processes.



## TALK

Pre-readers learn about language by listening or watching you talk and joining in the conversation

You and your child are two creatures meeting in the ocean for the first time. How would you communicate? Use movements, facial expressions or sounds to create some new words in your underwater language.



## WRITE

Writing helps pre-readers learn that letters and words stand for sounds and that printed text has meaning

Use an ice cube (alone or frozen onto a popsicle stick) or even a damp towel to “write” cold letters or simple shapes on each other’s arms. Practise some chilly “C”s and tingly triangles! See how many letters or shapes your child can identify and create. Too cold or too much? Try this on paper together instead.



## READ


Shared reading is the most effective way to help children become good readers

Let your child's name guide the way!  
Choose books that begin with each letter from your child's name. Challenge them to spot that specific letter as many times as they can throughout the text.



## We recommend

You can access e-books, audiobooks, and more book recommendations on [tdsummerreadingclub.ca](http://tdsummerreadingclub.ca)




- **Sea Snooze**  
by Sarabeth Holden  
and Emma Pedersen
- **It Bears Repeating**  
by Tanya Tagaq  
and Cee Pootoogook



- **Look! Look!**  
by Uma Krishnaswami  
and Uma Krishnaswami
- **The Last Last**  
by Wendy J. Whittingham  
and Brianna McCarthy

## Reading is for everybody

Reading can be done in so many ways—and they all help build lifelong literacy skills. Library staff can help you find books in accessible formats, like audiobooks, e-books, braille and printbraille picture books. For a selection of summer reads, visit [celalibrary.ca](http://celalibrary.ca).



Can you cross them all off this summer?

Read a book  
with a sea  
creature in it

Sing a  
favourite song  
together

Read a  
rhyming book  
together

Discover a new  
spot in your  
home to read a  
book together

Read to a  
favourite stuffed  
animal or toy

Laugh at  
a silly joke  
together

Listen to an  
audiobook or  
try a tactile book  
together

Write a message  
to a favourite  
book character

Find three  
items around  
your home that  
might use water

"Read" a book  
with few or  
no words

Learn a fact  
about an animal  
that lives in  
or near water



Read a story  
together  
before bed

# Summer Reading Adventures




Use these pages in any way you like:  
Add a few stickers, record books you've read, or draw and colour your favourite characters!

Who is your favourite person to read with?  
Draw a picture of you reading together!



Can you match each shell to its shadow?



What story made  
you laugh out loud?  
What book would  
you read over and over?  
Share your favourites!

# Creature from the deep

You've just dived deep into the ocean and have found some amazing underwater creatures, but one unique creature catches your attention...

- What colours or textures do you notice?
- Is it small or large? Bigger than you? Smaller than an apple?
- What kind of sound would this creature make?



Draw your sea creature!

If your sea creature had a name, what would it be?

---

**Club  
de lecture  
d'été  
TD  
2026**

Mets-toi au défi et colle tes autocollants! Écris ton nom sur le certificat. Bravo, jeune mousse!

**TD  
Summer  
Reading  
Club  
2026**

Can you complete each challenge? Decorate the page with your stickers! Write your name on the certificate—you've earned it, explorer!

Donne un nom au crabe  
----  
Name the crab!

Trouve un trésor chez toi  
----  
Find a treasure at home

Trouve le triangle  
----  
Spot the triangle!

Tu es sous l'eau!  
Pince ton nez  
----  
You're underwater—  
pinch your nose!

**Bravo!**



Trouve les trois lettres cachées  
----  
Find 3 hidden letters

Nom / Name

Témoïn / Witness

Date

Compte les bulles  
----  
Count the bubbles

Repère le poisson-clown  
----  
Spot the clownfish

Raconte ta journée idéale au bord de l'eau  
----  
Share a dream day by the water

Fais l'étoile de mer  
----  
Strike a starfish pose!

Fais une danse de crabe  
----  
Do a silly crab dance!

